


The RKK series serve as control modules with manual override function for the control of one to four dampers or other 2-point drives.

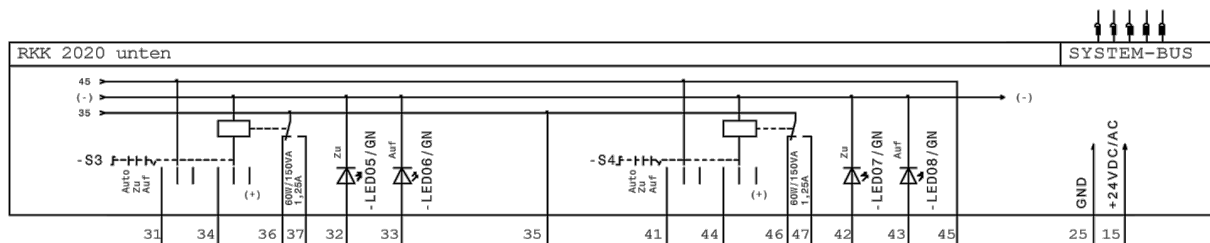
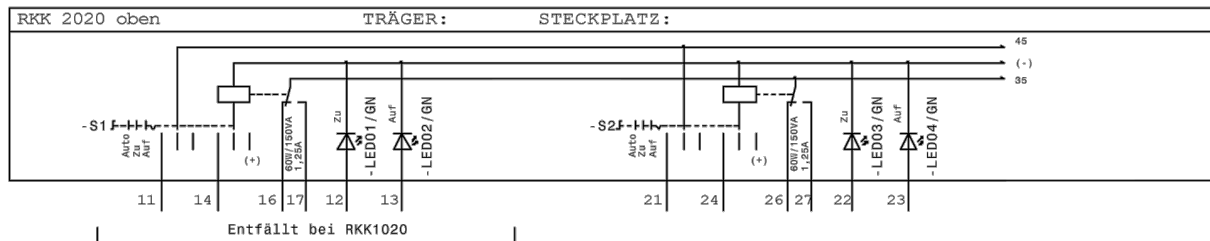


There is a rotary switch for each drive with "Auto"- "Close"- "Open". There is an separate layer for the "Auto"-position, in order to indicate manual override to the DDC. In order to get this indication in the positions "Close" and "Open" you have to add "-H0" at the end of the type code (e.g. RPK2020-H0). To signal the status "Running", green LEDs are installed.

The LEDs are driven with + 24V DC / AC. You can drive power contactors directly with potential free contacts (note contact load instructions). In switch position "Auto" the relays are controlled by the DDC / PLC + 24V DC / AC. If the DDC fails, you can control the system by means of switches.

You can test the lamps with the RSM module connected via the 5-pole bus cable.

- RKK0010 - 1 damper
- RKK1010 - 2 dampers
- RKK1020 - 3 dampers
- RKK2020 - 4 dampers



Supply voltage: 24V DC / AC ± 10%
Power consumption: max. 110 MAPRO relay 15 mA)
(Per LED about 5 mA)

Inputs:
Control with 24V DC / AC

Signalling: Fault LEDs, color red Run LEDs, color green

Relays outputs:
Switching voltage, max.: 250 VAC / 30 VDC
Switching current, max. (Resistive): 5 A
Switching capacity: 625 VA / 150 W
Rated load (resistive): 2.5 A / 250 VAC; 5 A / 30 VDC
Life at rated load 50,000 operations
without load 5,000,000 operations

Automatic or switch to local feedback:
Switching capacity: 1 VA / 1 W
Switching voltage max. 50V AC / DC
Switching current: 20mA
Quiescent current: max. 1A
Lifespan min. 20,000 / 15,000 switching cycles

Environmental conditions:
Operating temperature 0 ... 50 ° C
Transport and storage temperature -20 ... + 70 ° C
Relative humidity 5 ... 95%, non-condensing
Protection class: IP 40, when using transparent coverage up to IP 54

Dimensions:
Width 8TE(40.5mm), height 3HE(129mm), for mounting into 19" racks

Installation depth <80 mm
Terminals: 2.5mm² pluggable terminal

CE Conformity
EN 61000-4-2 / IEC 801-2 Electrostatic Discharge ESD
Contact discharge 8 kV / air discharge 8 kV
EN 61000-4-5 / IEC 801-5 Surge
AC supply voltage 4 kV, 0.5 kV DC
Signal lines 2 kV
EN 61000-4-4 / IEC 801-4 Burst
Inputs - Outputs +/- 2 kV
Supply voltage AC / DC +/- 2 kV